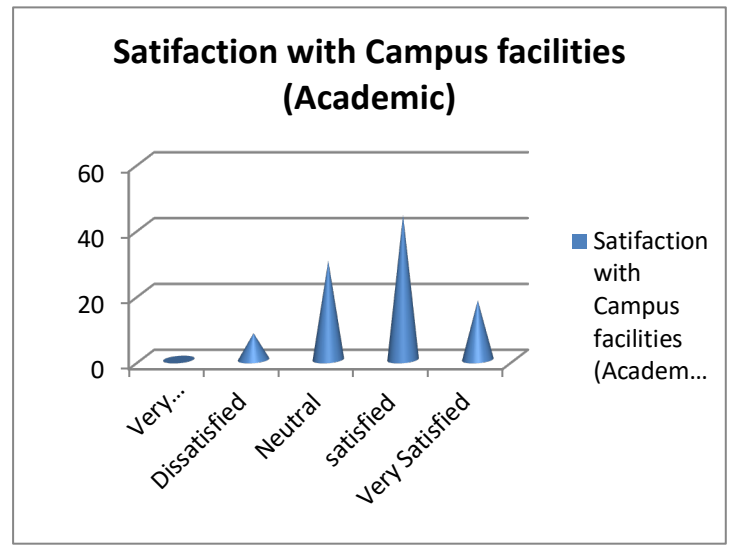

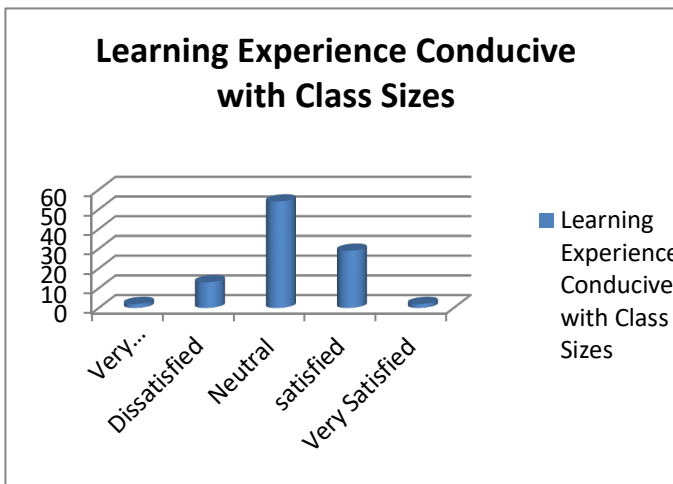
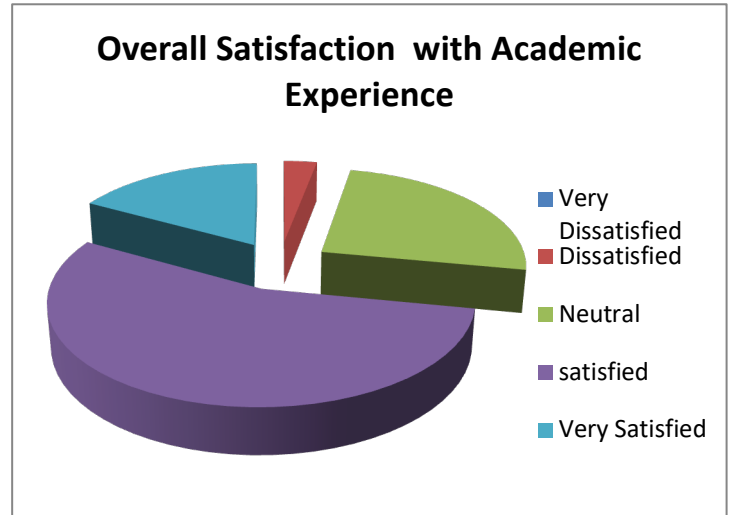
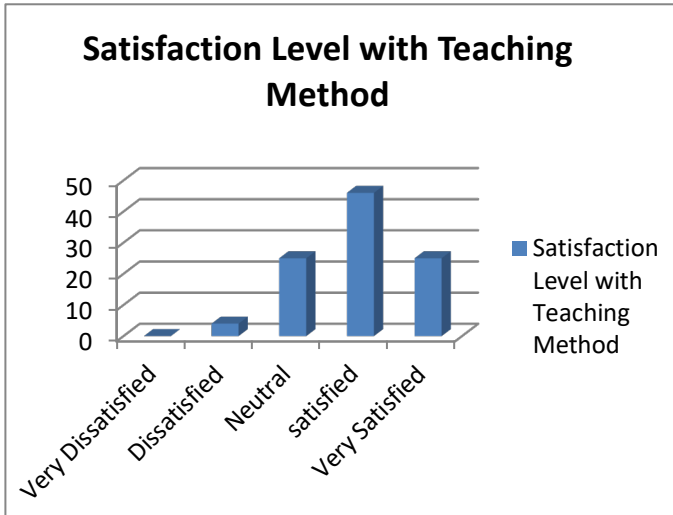


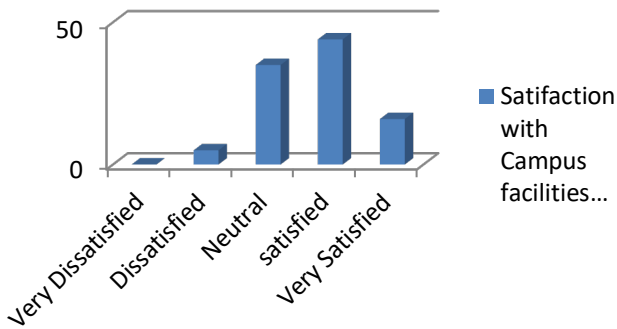
DWIJENDRALAL COLLEGE

Krishnagar, Nadia

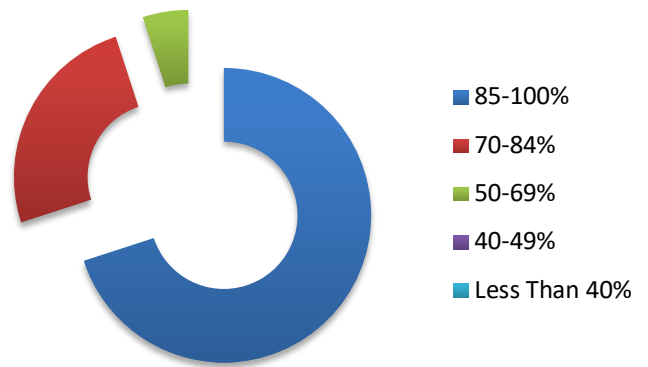
Students Satisfaction Survey Analysis, Session: 2017-2018



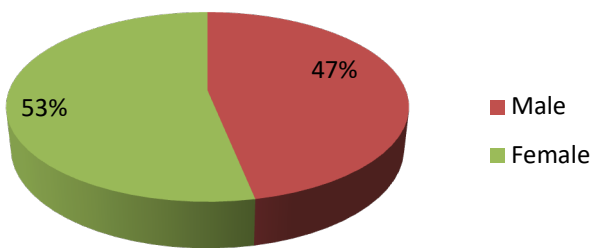
Satisfaction with Campus Facilities (Infrastructural)



Percentages of Syllabus Covered



Students Demographic Layout in %



Age Group of Students



Category	Overall Satisfaction with Academic Experience	Satisfaction Level with Teaching Method	Learning Experience Conducive with Class Sizes	Availability and Accessibility of Academic Advisor	Quality of Career Counselling	Satisfaction with Campus facilities (Academic)	Satisfaction with Campus facilities (infrastructural)
Very Dissatisfied	0	0	2	0	0	0	0
Dissatisfied	3	4	13	2	5	8	5
Neutral	25	25	54	26	35	30	35
satisfied	55	46	29	35	40	44	44
Very Satisfied	17	25	2	17	20	18	16

Percentages of Syllabus Covered	Response in %
85-100%	70
70-84%	25
50-69%	5
40-49%	0
Less Than 40%	0

Age Group	Response in %
Below 18	0
18-24	100
25-34	0
35-44	0
45 and above	0

Students Demographic Layout in %	
Male	46.8
Female	53.2