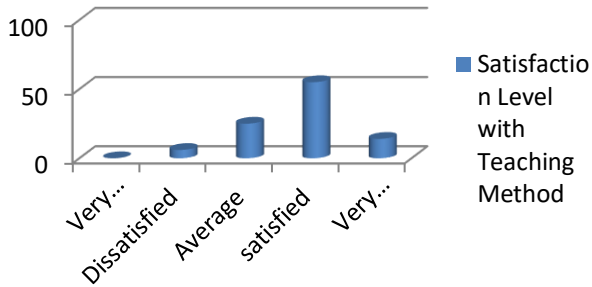


DWIJENDRALAL COLLEGE

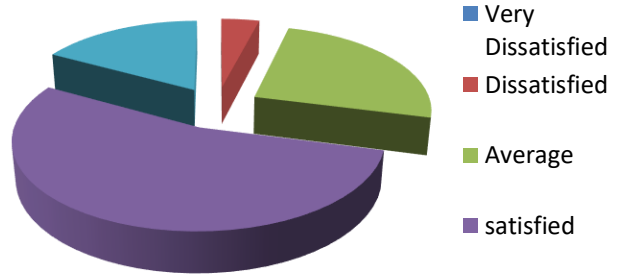
Krishnagar, Nadia

Students Satisfaction Survey Analysis, Session: 2019-2020

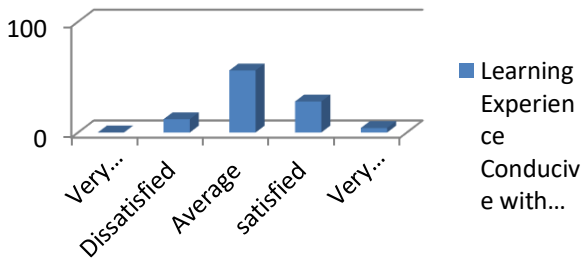
Satisfaction Level with Teaching Method



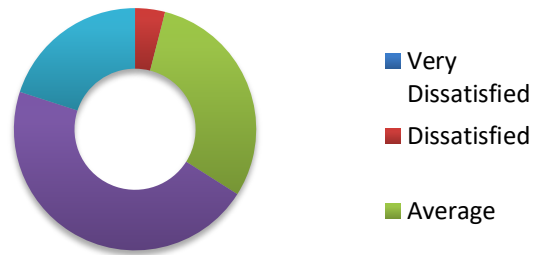
Overall Satisfaction with Academic Experience



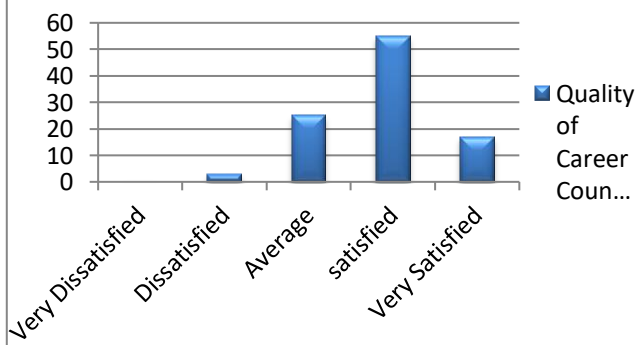
Learning Experience Conducive with Class Sizes



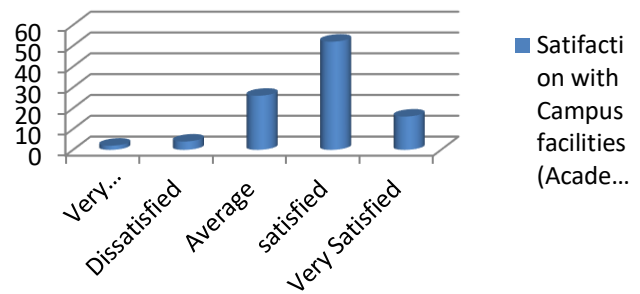
Availability and Accessibility of Academic Advisor



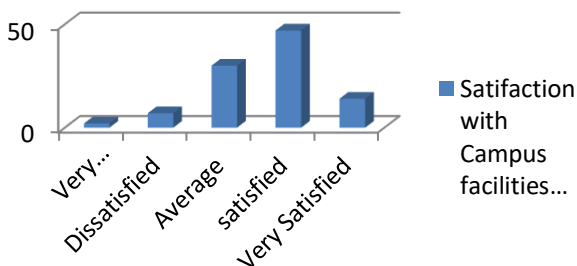
Quality of Career Counselling



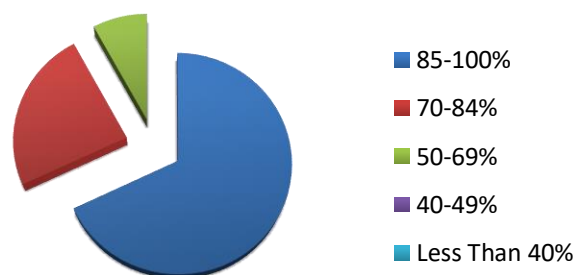
Satisfaction with Campus facilities (Academic)



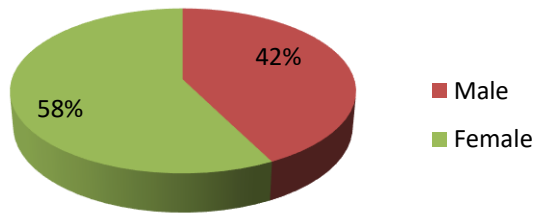
Satisfaction with Campus Facilities (Infrastructural)



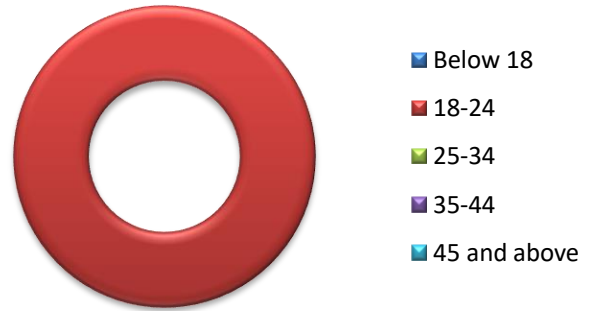
Percentages of Syllabus Covered



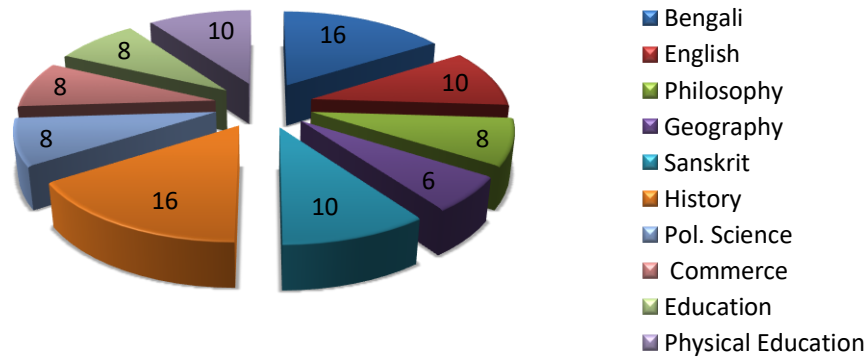
Students Demographic Layout in %



Age Group of Students



Department wise participation in students satisfaction survey



Category	Overall Satisfaction with Academic Experience	Satisfaction Level with Teaching Method	Learning Experience Conducive with Class Sizes	Availability and Accessibility of Academic Advisor	Quality of Career Counselling	Satisfaction with Campus facilities (Academic)	Satisfaction with Campus facilities (infrastructural)
Very Dissatisfied	0	0	0	0	0	2	2
Dissatisfied	4	6	12	4	3	4	7
Average	25	25	56	30	25	26	30
satisfied	54	55	28	46	55	52	47
Very Satisfied	17	14	4	20	17	16	14

Percentages of Syllabus Covered	Response in %
85-100%	68
70-84%	24
50-69%	8
40-49%	0
Less Than 40%	0

Age Group	Response in %
Below 18	0
18-24	100
25-34	0
35-44	0
45 and above	0

Department wise participation in students satisfaction survey	
Name of the Department	% of students
Bengali	16
English	10
Philosophy	8
Geography	6
Sanskrit	10
History	16
Pol. Science	8
Commerce	8
Education	8
Physical Education	10

Students Demographic Layout in %	
Male	42.5
Female	57.5