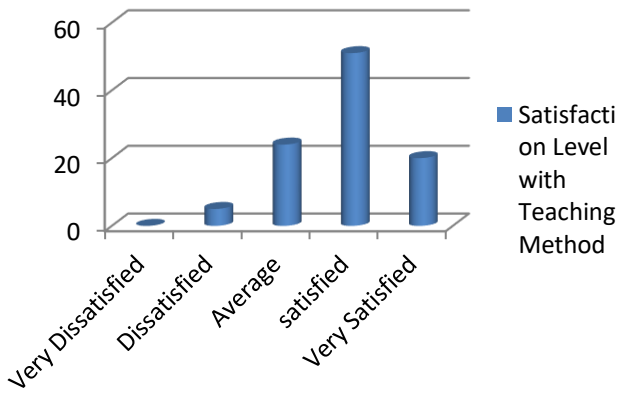


DWIJENDRALAL COLLEGE

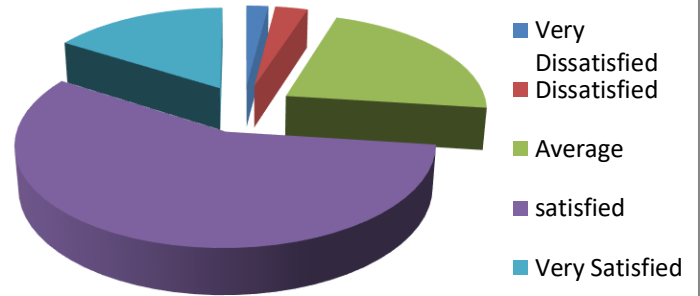
Krishnagar, Nadia

Students Satisfaction Survey Analysis, Session: 2020-2021

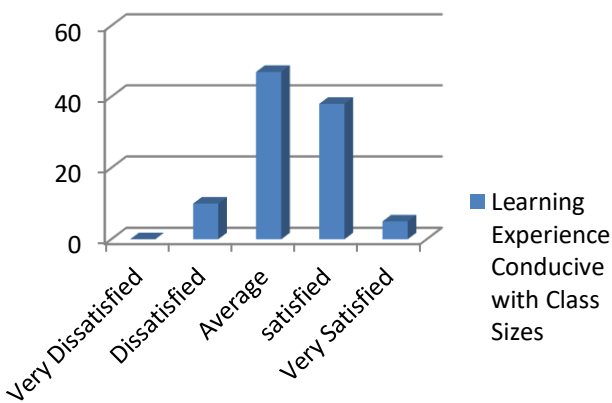
Satisfaction Level with Teaching Method



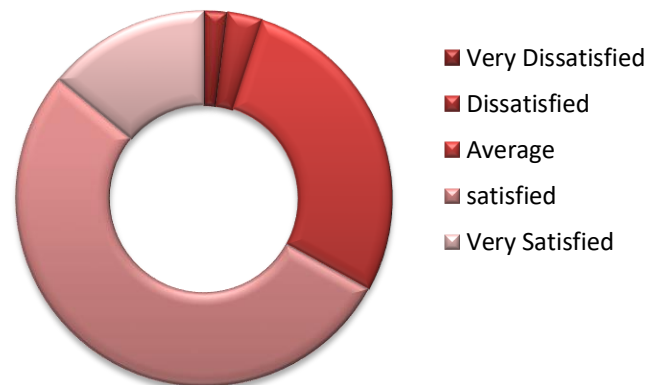
Overall Satisfaction with Academic Experience



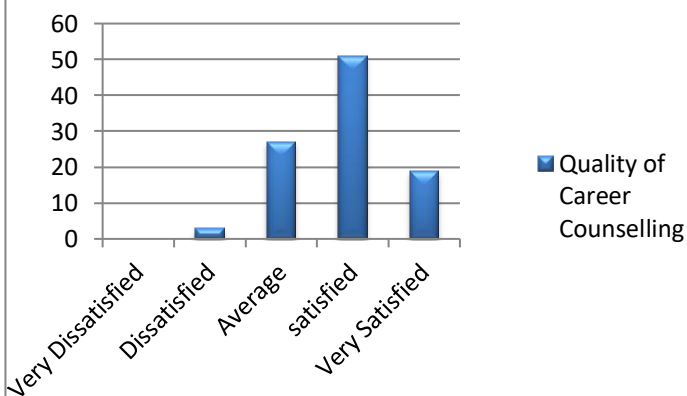
Learning Experience Conducive with Class Sizes



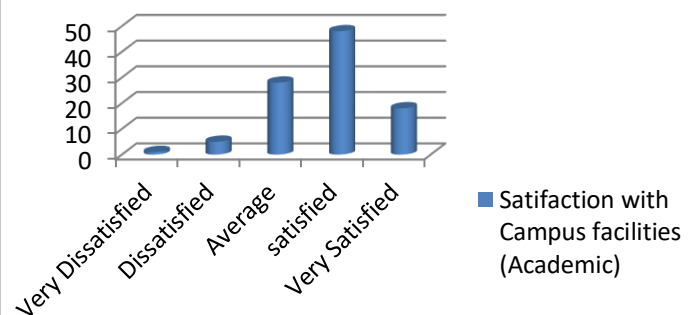
Availability and Accessibility of Academic Advisor



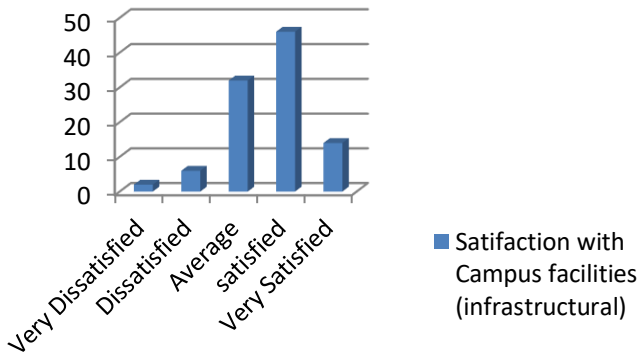
Quality of Career Counselling



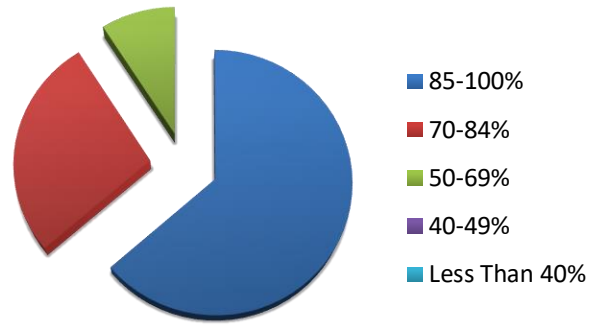
Satisfaction with Campus facilities (Academic)



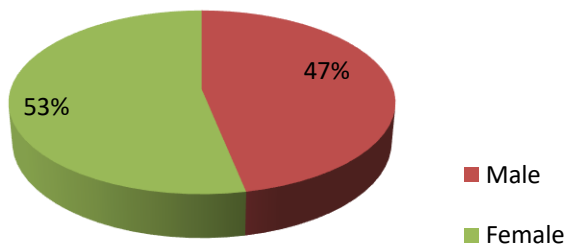
Satisfaction with Campus Facilities (Infrastructural)



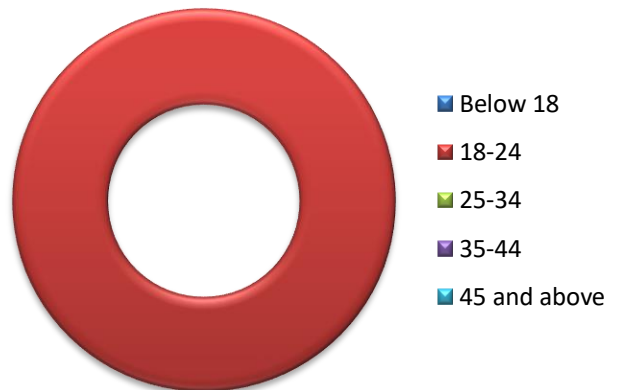
Percentages of Syllabus Covered



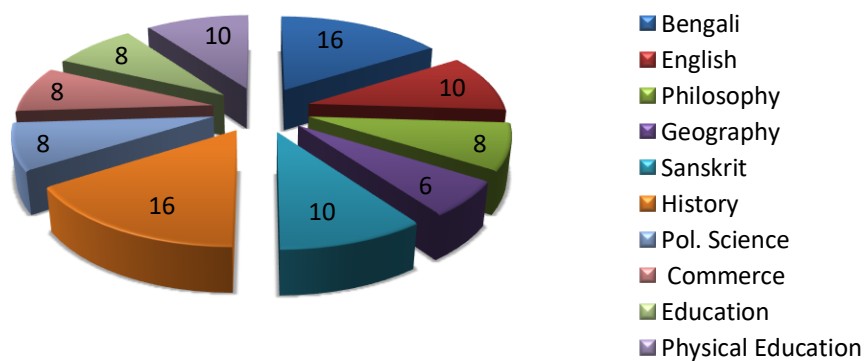
Students Demographic Layout in %



Age Group of Students



Department wise participation in students satisfaction survey



Category	Overall Satisfaction with Academic Experience	Satisfaction Level with Teaching Method	Learning Experience Conducive with Class Sizes	Availability and Accessibility of Academic Advisor	Quality of Career Counselling	Satisfaction with Campus facilities (Academic)	Satisfaction with Campus facilities (Infrastructural)
Very Dissatisfied	2	0	0	2	0	1	2
Dissatisfied	3	5	10	3	3	5	6
Average	22	24	47	28	27	28	32
Satisfied	57	51	38	53	51	48	46
Very Satisfied	16	20	5	14	19	18	14

Percentages of Syllabus Covered	Response in %
85-100%	63
70-84%	27
50-69%	9
40-49%	0
Less Than 40%	0

Age Group	Response in %
Below 18	0
18-24	100
25-34	0
35-44	0
45 and above	0

Students Demographic Layout in %	
Male	46.8
Female	53.2

Department wise participation in students satisfaction survey	
Name of the Department	% of students
Bengali	16
English	10
Philosophy	8
Geography	6
Sanskrit	10
History	16
Pol. Science	8
Commerce	8
Education	8
Physical Education	10