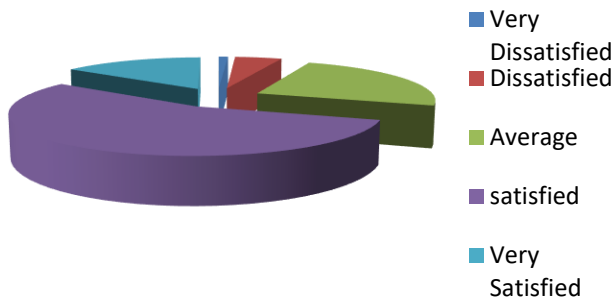


DWIJENDRALAL COLLEGE

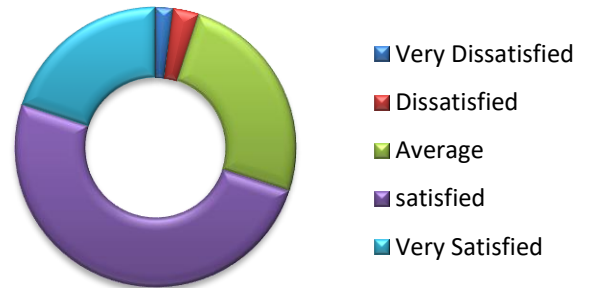
Krishnagar, Nadia

Students Satisfaction Survey Analysis, Session: 2021-2022

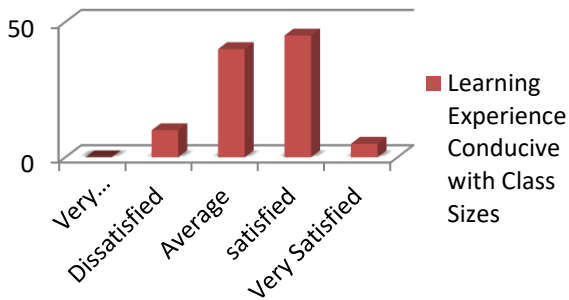
Satisfaction Level with Teaching Method



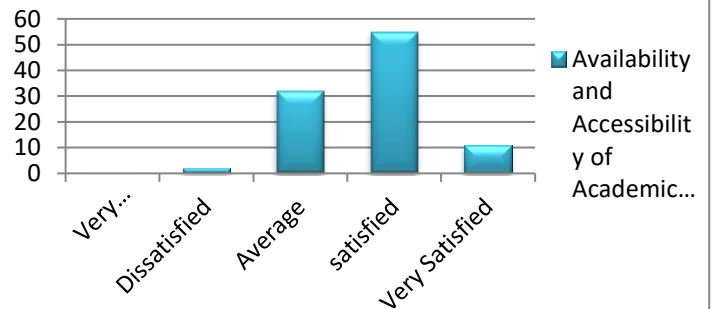
Overall Satisfaction with Academic Experience



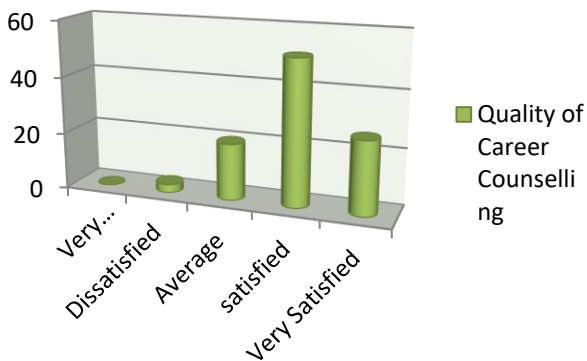
Learning Experience Conducive with Class Sizes



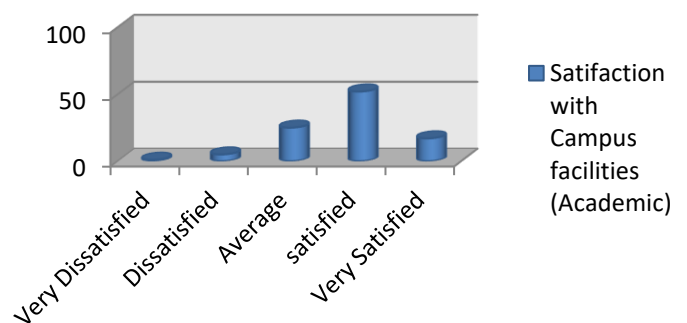
Availability and Accessibility of Academic Advisor



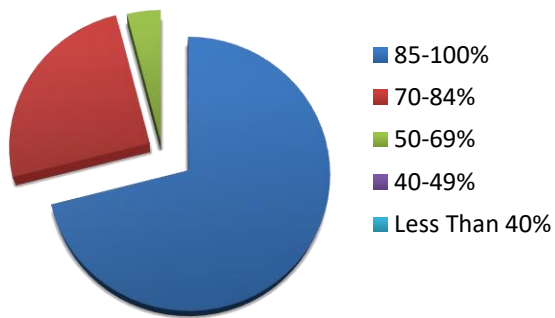
Quality of Career Counselling



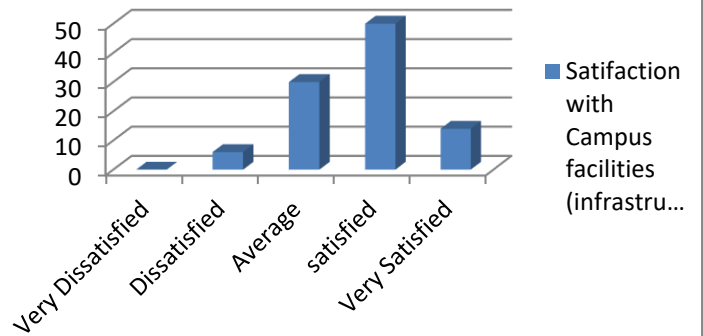
Satisfaction with Campus facilities (Academic)



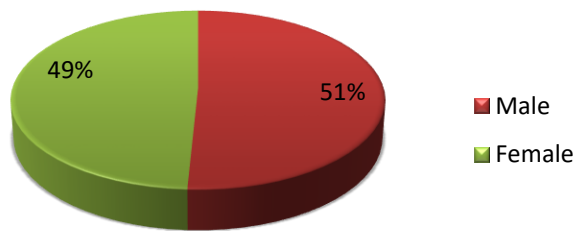
Percentages of Syllabus Covered



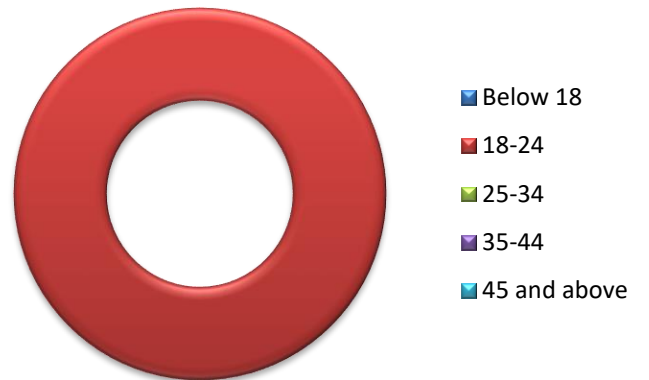
Satisfaction with Campus Facilities (Infrastructural)



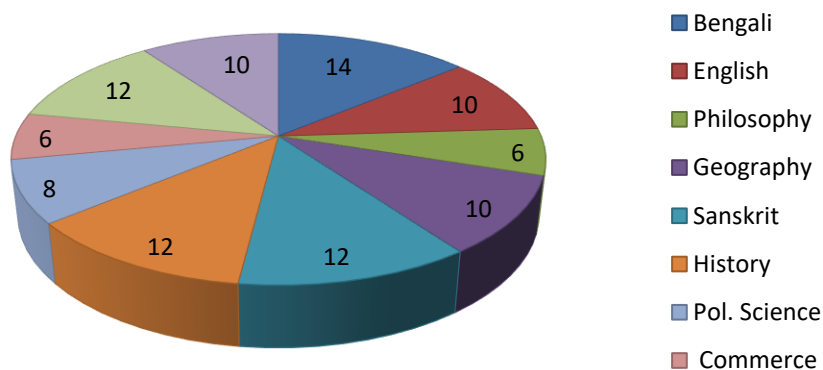
Students Demographic Layout in %



Age Group of Students



Department wise participation in students satisfaction survey



Category	Overall Satisfaction with Academic Experience	Satisfaction Level with Teaching Method	Learning Experience Conducive with Class Sizes	Availability and Accessibility of Academic Advisor	Quality of Career Counselling	Satisfaction with Campus facilities (Academic)	Satisfaction with Campus facilities (infrastructural)
Very Dissatisfied	2	1	0	0	0	1	0
Dissatisfied	3	5	10	2	3	5	6
Average	25	24	40	32	20	25	30
satisfied	50	55	45	55	51	52	50
Very Satisfied	20	15	5	11	26	17	14

Percentages of Syllabus Covered	Response in %
85-100%	71
70-84%	25
50-69%	4
40-49%	0
Less Than 40%	0

Age Group	Response in %
Below 18	0
18-24	100
25-34	0
35-44	0
45 and above	0

Department wise participation in students satisfaction survey	
Name of the Department	% of students
Bengali	14
English	10
Philosophy	6
Geography	10
Sanskrit	12
History	12
Pol. Science	8
Commerce	6
Education	12
Physical Education	10

Students Demographic Layout in %	
Male	50.8
Female	49.2